USED ON
–

DWG NO. 101042-1

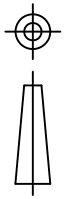

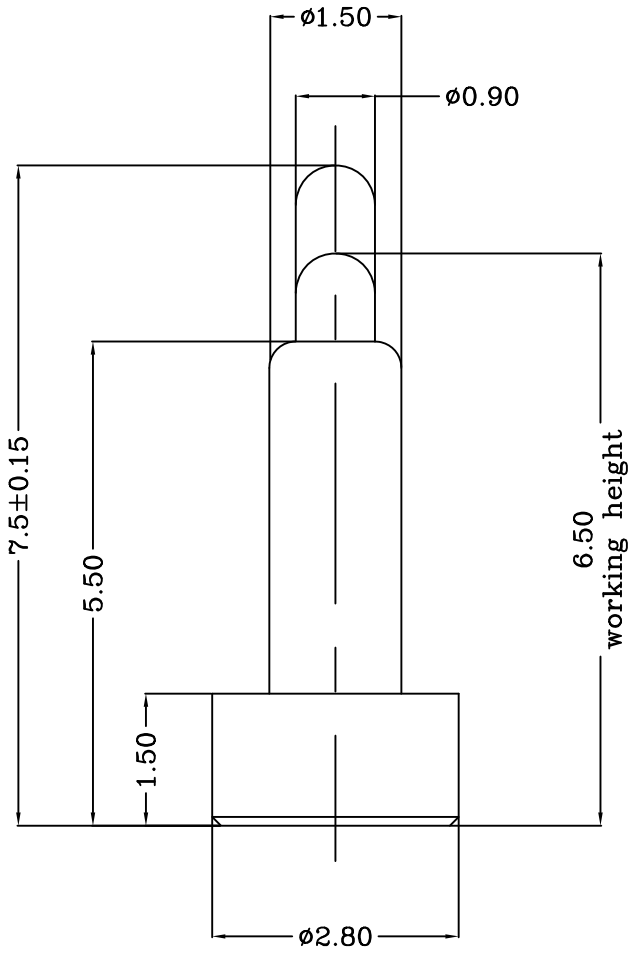

Notes:

1 Material:
1)Plunger & Body : CuZn36 Pb3, HO2 (C36000)
or CuZn39 PB3 or CuZn38 PB2.
2)Spring : Stainless steel wire

2 Plating
1)Body: Min 0.1um Gold plating over min. 1.4um Nickle plating
2)Plunger: Min 0.4um Gold plating over min. 2.5um Nickle plating

3 Mechanical
1)Total stroke : 2.0mm
2)Durability: 10,000 cycle min.

4 Electrical
1)Contact resistance: 30mOhm Max.
2)Operating voltage: 36VDC

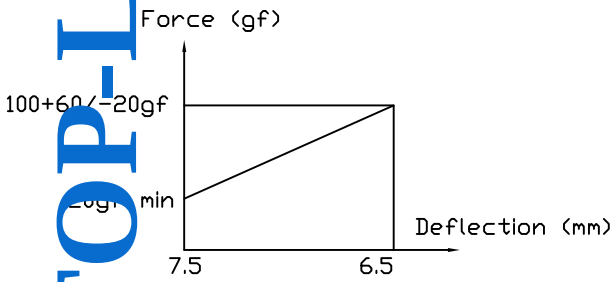

TOP-LINK

101042-1
PART NUMBER

DIMENSIONS IN MM TOLERANCES UNLESS OTHER SPECIFIED 0 = ±- 0.0 = ±0.15 0.00 = ±0.10 0.000 = ± ANGLE: ±1° SURF TEXTURE: 3.2 REMOVE BURRS. BREAK SHARP EDGES R0.05 MAX DO NOT SCALE PRINT	MATL 1	HT TR —	FIN —
	DWN Benny	APVD Lansing	Top-Link Electronics Ltd.
	CHK Andy	REL	
	NAME POGO PIN PG-2.8-1.5-7.5H		
	SCALE 1:1	A4	DWG NO. C-101042-1	SHEET 1 OF 1	REV B

LTR	REVISION RECORD	APVD	DATE
	NEW		2007/06/05

LOC –
DIST –

THIS INFORMATION IS CONFIDENTIAL AND IS DISCLOSED TO YOU ON CONDITION THAT NO FURTHER DISCLOSURE IS MADE BY YOU TO OTHER THAN TOP-LINK PERSONNEL WITHOUT WRITTEN AUTHORIZATION FROM TOP-LINK LTD.

D C B A

4 3 2 1